

# 88 5530 851


## Naples Day Bed

### IMPORTANT NOTE

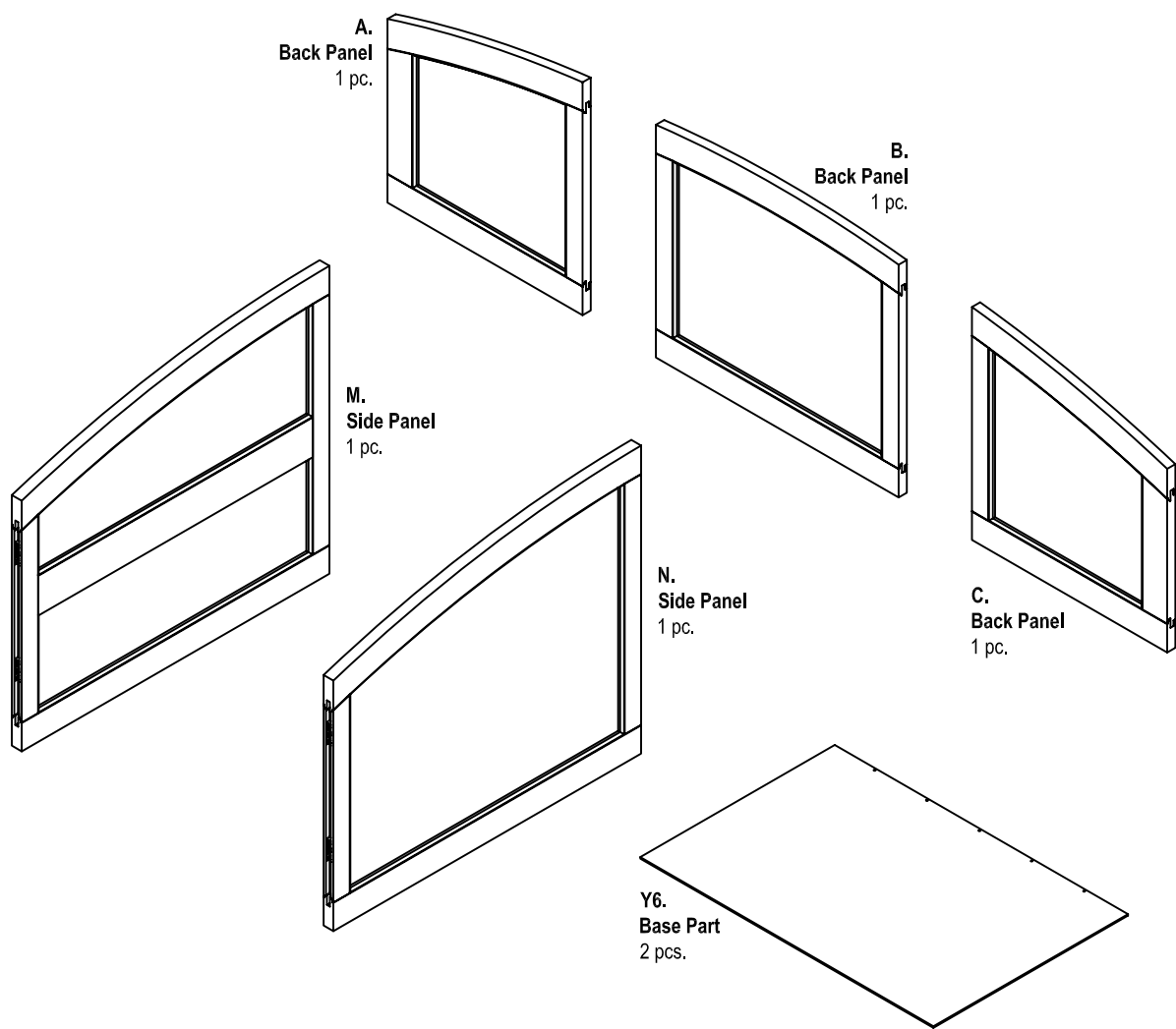
Carefully remove all the parts from the carton and put them individually on a soft cloth to prevent scratches or other damages occuring to the wood parts.

We have taken great care in the design of this product and request that you carefully and strictly follow our assembly instructions to ensure a completed product as it was designed.

Home  
Styles



## Part List



For assembly see instructions in carton 88 5530 852

Home Styles Consumer Assistance Line 888-680-7460 and 877-831-0319  
[servicedesk@homestyles-furniture.com](mailto:servicedesk@homestyles-furniture.com)

# VERY IMPORTANT !!

## CARE INSTRUCTIONS

### NEVER

USE GLASS CLEANERS ON FINISHED FURNITURE. AMMONIA WILL CHEMICALLY ATTACK THE LACQUER.

### NEVER

ALLOW LIQUIDS OF ANY KIND TO REMAIN ON THE FURNITURE. ABSORPTION CAUSES WOOD TO WARP AND SPLIT AND FINISHES TO DELAMINATE.

DO NOT  
WRITE  
DIRECTLY  
ON  
SURFACE.



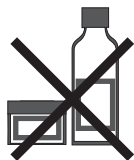
**PREVENT  
MARKING**

DO NOT  
PLACE IN  
DIRECT  
SUNLIGHT.



**PREVENT  
FADING**

DO NOT USE  
COMMERCIAL  
WAXES AND  
POLISHES.



**PREVENT  
YELLOWING**

DO NOT  
PLACE HOT  
OBJECTS  
ON SURFACE.



**PREVENT  
FINISH DAMAGE**

DO NOT  
USE  
RUBBER  
BASED  
PLACE MATS.



**PREVENT  
DISCOLORING**

## TO CLEAN

USE A SOFT CLOTH MOISTENED IN LEMON OIL POLISH OR LUKEWARM SOAP AND WATER, THEN BUFF WITH A DRY CLEAN CLOTH.

